

# Screening Update for Barking and Dagenham Health Scrutiny Committee

**27<sup>th</sup> March 2024**

Femi Odewale – Managing Director, North East London Cancer Alliance  
Caroline Cook – Early Diagnosis Programme Lead, North East London Cancer Alliance.

# Definitions

**Uptake:** Number of people who attend screening within 6 months of being invited out of the number invited. The number invited is based on total being across a 12 month rolling period to the specified reporting year/month.

**Coverage:** Number of people screened within the designated time period (round length) out of the number of people eligible

- Bowel round length: 2.5 years
- Breast round length: 3 years
- Cervical round length: 3 years (25-49), 5 years (50-64)

## Targets:

### Bowel

- 52% acceptable // 60% achievable

### Breast

- 70% acceptable // 80% achievable

### Cervical

- 80% acceptable

**Data source:** NHS Futures [accessed 6<sup>th</sup> March 2024]

# Bowel screening performance

## Coverage

Area - Cancer Alliances	August 2022	September 2022	October 2022	November 2022	December 2022	January 2023	February 2023	March 2023	April 2023	May 2023	June 2023	July 2023
NHS BARKING AND DAGENH..	56.75	56.85	57.09	57.17	57.09	57.51	57.76	58.17	57.77	57.49	57.49	57.50
NHS CITY AND HACKNEY CCG	57.54	57.68	57.95	58.25	58.32	58.54	58.75	58.77	58.24	57.90	57.78	57.59
NHS HAVERING CCG	69.66	69.77	69.97	70.04	69.89	70.32	70.53	70.75	70.39	70.27	70.36	70.31
NHS NEWHAM CCG	55.71	55.67	55.96	56.13	56.24	56.46	56.65	56.71	56.44	56.76	57.03	56.85
NHS REDBRIDGE CCG	62.16	62.25	62.43	62.65	62.58	62.82	63.04	63.20	62.97	62.82	62.63	62.66
NHS TOWER HAMLETS CCG	54.42	54.38	54.69	54.95	54.97	55.02	55.17	55.04	54.70	54.60	55.24	55.85
NHS WALTHAM FOREST CCG	60.26	60.23	60.57	60.86	60.85	61.10	61.21	61.19	60.90	60.92	60.89	61.37
Grand Total	60.31	60.36	60.61	60.79	60.77	61.04	61.22	61.32	60.98	60.90	60.97	61.04



## Uptake

Area - Cancer Alliances	August 2022	September 2022	October 2022	November 2022	December 2022	January 2023	February 2023	March 2023	April 2023	May 2023	June 2023	July 2023
NHS BARKING AND DAGENH..	53.52	53.27	53.29	53.83	54.13	54.80	55.59	56.71	56.60	56.22	56.56	56.49
NHS CITY AND HACKNEY CCG	53.55	53.83	54.09	54.37	54.27	55.14	55.48	55.96	56.19	55.90	56.24	56.91
NHS HAVERING CCG	68.02	67.82	68.02	68.86	69.22	69.61	69.81	70.19	70.30	70.40	70.66	70.55
NHS NEWHAM CCG	52.64	52.40	51.97	51.27	51.65	52.56	53.47	53.89	54.12	54.14	54.30	54.38
NHS REDBRIDGE CCG	59.20	59.04	59.33	60.42	61.01	61.31	61.29	62.37	62.57	62.16	62.32	62.47
NHS TOWER HAMLETS CCG	49.97	50.11	50.89	52.29	53.01	54.17	54.81	55.51	55.55	54.85	54.07	54.79
NHS WALTHAM FOREST CCG	56.72	56.88	57.40	58.14	58.43	58.94	59.66	60.59	60.92	60.67	60.62	61.33
Grand Total	56.98	56.91	57.12	57.70	58.11	58.77	59.32	60.06	60.26	60.06	60.13	60.39



# Breast screening performance

## Coverage

Area - Cancer Alliances	August 2022	September 2022	October 2022	November 2022	December 2022	January 2023	February 2023	March 2023	April 2023	May 2023	June 2023	July 2023
NHS BARKING AND DAGENH...	57.13	57.39	58.08	58.48	58.81	59.47	59.71	60.47	61.41	62.26	62.68	63.00
NHS CITY AND HACKNEY CCG	44.76	45.03	45.24	45.37	45.06	44.79	44.35	44.85	45.99	46.95	47.42	47.57
NHS HAVERING CCG	68.69	68.58	68.68	68.67	68.71	68.75	68.64	69.44	70.26	71.27	72.67	72.92
NHS NEWHAM CCG	46.93	45.92	45.39	44.93	44.75	44.81	44.78	45.02	45.39	46.10	46.61	46.98
NHS REDBRIDGE CCG	57.11	57.27	57.46	57.40	57.14	56.85	56.77	56.64	56.64	56.81	57.20	57.56
NHS TOWER HAMLETS CCG	48.01	47.53	46.92	45.98	44.83	43.43	42.97	43.83	44.58	45.77	46.25	46.46
NHS WALTHAM FOREST CCG	56.17	55.91	55.50	55.21	54.94	54.06	53.68	53.60	55.13	56.61	57.06	57.31
Grand Total	54.51	54.31	54.24	54.06	53.82	53.53	53.34	53.72	54.48	55.36	55.96	56.23



## Uptake

Area - Cancer Alliances	August 2022	September 2022	October 2022	November 2022	December 2022	January 2023	February 2023	March 2023	April 2023	May 2023	June 2023	July 2023
NHS BARKING AND DAGENH...	49.59	52.54	57.40	60.73	62.08	62.21	62.64	63.45	64.10	64.29	65.27	65.41
NHS CITY AND HACKNEY CCG	44.43	44.55	44.92	44.45	45.40	45.80	47.36	48.35	48.70	48.50	49.44	50.10
NHS HAVERING CCG	72.70	73.98	75.42	76.77	76.83	76.38	76.68	76.35	76.17	77.02	76.91	75.96
NHS NEWHAM CCG	43.15	43.47	43.90	42.69	43.41	43.76	44.29	45.13	45.83	46.00	47.24	48.32
NHS REDBRIDGE CCG	54.84	54.92	53.94	54.98	55.05	54.43	53.02	54.07	54.02	60.04	64.83	66.29
NHS TOWER HAMLETS CCG	39.50	37.87	40.17	41.34	42.90	45.14	47.11	48.55	49.11	48.38	49.02	50.08
NHS WALTHAM FOREST CCG	49.32	50.17	50.69	50.02	53.35	55.22	57.59	59.15	60.14	60.57	62.65	64.36
Grand Total	50.99	51.34	52.35	52.85	54.37	55.39	56.40	57.63	58.45	59.11	60.68	61.57



# Cervical screening performance

## Coverage 25 – 49 year olds

Area - Cancer Alliances	December 2022	January 2023	February 2023	March 2023	April 2023	May 2023	June 2023	July 2023	August 2023	September 2023	October 2023	November 2023
NHS BARKING AND DAGENH...	60.48	60.95	61.23	61.46	61.21	61.17	61.41	61.27	61.05	60.91	61.07	61.46
NHS CITY AND HACKNEY CCG	62.13	62.12	62.54	62.89	62.80	62.50	62.49	62.27	61.97	62.05	62.38	62.66
NHS HAVERING CCG	69.69	69.80	70.15	70.47	70.41	70.22	70.52	70.29	70.04	69.87	70.06	70.41
NHS NEWHAM CCG	58.68	59.02	59.30	59.62	59.46	59.19	59.28	59.22	58.86	58.80	59.05	59.36
NHS REDBRIDGE CCG	57.18	57.17	57.58	57.84	57.77	57.40	57.56	57.38	57.29	57.23	57.52	57.96
NHS TOWER HAMLETS CCG	53.10	53.18	53.46	53.54	53.47	53.35	53.38	53.31	53.39	53.82	54.17	54.45
NHS WALTHAM FOREST CCG	64.31	64.49	65.06	65.32	65.15	65.03	65.08	65.00	64.75	64.81	65.13	65.52
Grand Total	60.02	60.18	60.54	60.80	60.67	60.46	60.56	60.43	60.24	60.30	60.58	60.92

## Coverage 50 -64 year olds

Area - Cancer Alliances	December 2022	January 2023	February 2023	March 2023	April 2023	May 2023	June 2023	July 2023	August 2023	September 2023	October 2023	November 2023
NHS BARKING AND DAGENH...	70.425	70.736	71.005	71.359	71.235	71.362	71.601	71.502	71.356	71.252	71.235	71.172
NHS CITY AND HACKNEY CCG	72.271	72.551	72.856	72.916	72.956	72.723	72.961	73.095	73.054	72.984	73.111	73.164
NHS HAVERING CCG	76.522	76.646	76.779	76.988	77.150	77.194	77.304	77.311	77.241	77.165	77.101	77.167
NHS NEWHAM CCG	73.358	73.466	73.659	73.821	73.765	73.627	73.713	73.649	73.742	73.654	73.588	73.659
NHS REDBRIDGE CCG	72.007	72.017	72.097	72.248	72.385	72.359	72.418	72.405	72.401	72.298	72.327	72.481
NHS TOWER HAMLETS CCG	70.399	70.647	70.709	70.869	70.814	70.751	70.820	70.843	70.948	71.050	71.158	71.324
NHS WALTHAM FOREST CCG	74.358	74.320	74.440	74.543	74.542	74.442	74.455	74.444	74.226	73.936	73.907	73.880
Grand Total	73.009	73.140	73.303	73.466	73.490	73.425	73.532	73.528	73.486	73.387	73.393	73.454

# Local inequalities

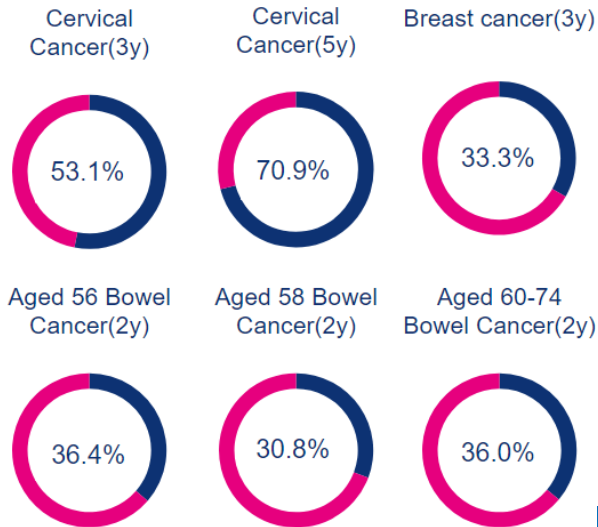
Barking and Dagenham data extracted from the CEG screening dashboards (EMIS data).

Ethnicity data not yet available.

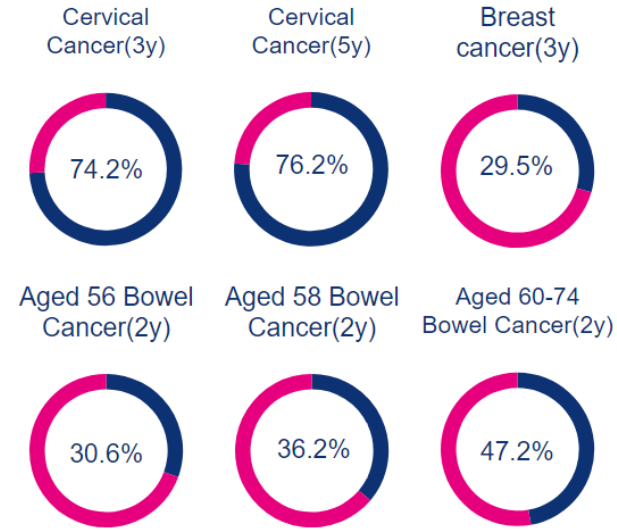
**N.B. Breast screening data is unreliable as this is manually coded and input to systems.**

- Screened
- Unscreened

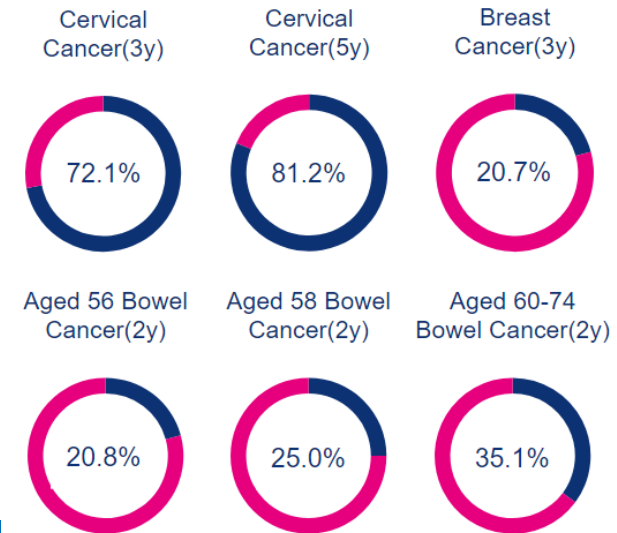
## People with learning disabilities



## People with an SMI



## Homeless people



# Cancer Alliance screening improvement projects

Programme	Project	Purpose/ population
Bowel	It's Not a Game	Campaign using sport to raise awareness of bowel cancer screening in White and Black men in more deprived areas.
	Eclipse – non-responders	Identifying non-responders and texting, with option to reorder testing KIT. All non-responders in pilot practices eligible.
	Age extension	Support screening services to roll out age extension to all eligible 50 and 52 year olds.
Breast	No Time for Cancer	Campaign to raise awareness of breast screening. To be refreshed and media plan reviewed for 2024/25.
	Improving access to breast screening	Identifying women with an SMI who have not participated in screening, risk assessing and offering reasonable adjustments.
	Targeted improvement projects	In development – plan to work with PCNs with lowest uptake.
Cervical	Muslim Sisterhood	Campaign to increase cervical screening in Muslim women. Focus on age 25 to 39 year olds, but no-one excluded.
	Pan-London Campaign	Campaign with all London Alliances to promote cervical screening and HPV vaccine in collaboration with women's sporting bodies.

# Cancer Alliance screening improvement projects



North East London  
Cancer Alliance

Programme	Project	Purpose/ population
Cervical	Supporting self-sampling	Self-sampling for non-responders has been approved for London. We will work with the regional commissioners to implement and promote this across NEL.
	Support HPV vaccine uptake	To be determined – Cancer Alliances are to support vaccine ‘catch-up’ in women up to the age of 25 and men who have sex with men up to the age of 45.
All	Increasing uptake of screening in the White ‘other’ population	<p>Research into barriers to screening and messaging preferences for Polish, Lithuanian, Romanian and Turkish/Turkish Cypriot people completed in 2023/24.</p> <ul style="list-style-type: none"> <li>• Co-producing an intervention with the Polish community in NEL – Polish language video about screening programmes.</li> <li>• In development – co-production of an intervention with the Turkish/Turkish Cypriot population.</li> </ul>
	Gypsy and Roma Travellers (GRT)	Desk top research almost complete and links made with GRT community groups and leaders. Plan to co-produce an intervention to increase knowledge of and participation in screening programmes.



# Cancer Alliance improvement projects

North East London  
Cancer Alliance

**NO TIME FOR CANCER.**

**MAKE TIME TO GET CHECKED**

NHS  
North East London  
Cancer Alliance

**BOWEL CANCER**

**IT'S NOT A GAME.**

NHS  
North East London  
Cancer Alliance

56 and over? You'll get a FREE home test FIT kit that takes just minutes to complete.

It's your life, it's not a game.

**GET SCREENED.**

**COMPLETE YOUR HOME TESTING KIT.**

Search: Cancer, it's not a game

Targeted Lung Health Check Programme

NHS

**Breathe easy**

Free lung checks are coming, look out for your invitation!

If you are between the ages of 55 and 74, are a smoker or have been a smoker, and live in Barking and Dagenham or Tower Hamlets, you will receive an invitation letter for a free check of your lungs.

all women and people with a cervix

**CERVICAL CANCER PREVENTION WEEK**

NHS

# Targeted Lung Health Checks

## North-east London wide

- TLHC programme launched in July 2022.
- InHealth providing an end-to-end service.
- Uptake in NEL is the highest in London – at 55% currently (national target for 24/25 is to reach 53%).
- Data up to December 2023 (from start of programme):

\*Uptake rate currently: 55%, \*\*Referral rate to CT scan from LHC: 41.7%, \*\*\*Conversion rate initial CT to cancers diagnosed: 0.5%

December 2023	Number of participants invited 23-24		Number of LHCs attended 23-24		Number of CT scans completed 23-24	
Cancer Alliance	Invites Sent in 23-24 up to Dec 23	Invites sent as a % of trajectory up to Dec 23	LHCs Attended in 22-23 up to Dec 23	LHCs attended as a % of trajectory up to Dec 23	Total CT Scans completed in 22-23 up to Dec 23	Total CT Scans completed as a % of trajectory up to Dec 23
North East London	27,320	176.1%	15,686	170.5%	7,827	172.2%

- 49 lung cancers diagnosed to date.
  - 32 at stage 1 or 2 (65%)
  - 17 at stage 3 or 4 (35%)
  - 0 unstageable
- Currently a health check programme with a plan to establish a screening service following 100% roll out in 2028.

# Targeted Lung Health Checks

## Barking and Dagenham

- Barking and Dagenham was the first borough to go live in July 2022.
  - Seen as area of greatest need as had highest smoking prevalence in NEL and high mortality rates from lung cancer.
  - Eligibility for participation is anyone aged between 55 and 74 who has ever smoked.
- All GP practices signed the data sharing agreement and provided patient data.
- Highlights for Barking and Dagenham:
  - 12,649 people invited (eligible population)
  - 8,422 lung health checks (telephone triage)
    - 70.2% uptake rate
  - 50.1% = high risk (require face to face and LDCT)
  - 3,443 LDCT scans performed.
- 24-month follow-ups will commence in July 2024.
- Outcomes so far:
  - 115 patients investigated for lung cancer.
  - 7 confirmed diagnosis of lung cancer.